

CASE IH
AGRICULTURE

JX STRADDLE SERIES

59 - 98 HP RATED POWER



▶ **Water-cooled 3 and 4 cylinder diesel engines** tuned for high power output and low fuel consumption.

▶ **Turbo Engines** are available on 70, 90 & 95 models. These engines are particularly suited to work at altitude.

▶ **Dedicated left-hand shuttle and 12x12 transmission** are available on all range.

CASE IH JX STRADDLE – HEAVY-DUTY AND HIGH-POWERED.



▶ **Superb crop clearance** for crops of all types to provide exceptional versatility.

▶ **Separate Steering and Main Hydraulic Pump.** Maintain full hydraulic power to implements even under loads giving exceptional productivity.

▶ **Tight turning circle** provides excellent manoeuvrability in narrow rows.

POWER, PERFORMANCE AND TOUGHNESS COME AS STANDARD

ENGINEERED FROM THE GROUND UP TO DELIVER RELIABLE AND DURABLE PERFORMANCE, THE JX STRADDLE TRACTOR IS THAT YOU WOULD EXPECT FROM CASE IH. THE CASE IH JX STRADDLE COMBINES THE STRENGTH AND POWER YOU NEED IN DEMANDING APPLICATIONS. HEAVY-DUTY COMPONENTS ENSURE A LONG OPERATING LIFE AND REDUCED DOWNTIME SO YOU CAN GET THE JOB DONE EFFICIENTLY.

Powerful, proven and reliable engines. JX Straddle tractors are powered by water-cooled, 3 & 4 cylinder diesel engines from 59hp to 98hp. These proven Case IH 8000 series engines are tuned to provide optimum power and torque performance in any condition, while ensuring high fuel efficiency and low fuel consumption.

Accurate even injection of fuel. The Rotary Fuel Pump guarantees an accurate even injection of fuel into cylinders. That means complete combustion of every drop of fuel and minimal emission from the exhaust. Thanks to this advanced and proven injection system, JX Straddle tractors benefit from fast response times, quicker cold starting and greater reliability.

Optimum running temperature. A large diameter two stage filter ensures optimum engine breathing and ease of servicing. A high capacity radiator coupled with large belt driven water pump guarantees constant cooling performance. While a closed system engine vapour, recirculating breather minimises crop contamination risks.

Uninterrupted operation. Located in front of the steering column the generous fuel tank, with a total capacity of 77 litres, ensures long working shifts without the need to refuel. A large filler neck allows easy, quick and safe filling operations.




Model	Power @ 2500 rpm kW/hp (CV)	Max. Torque @ 1500 rpm (Nm)
JX 60	43.5 / 59	219
JX 70	50.7 / 69	272
JX 80	58.8 / 80	298
JX 90	65.5 / 89	352
JX 95	72.0 / 98	370

▲ **Best in class accessibility and easy serviceability.** Thanks to the gas strut assisted, strong one-piece engine hood, daily checks and routine maintenance are easy and require less time, letting you spending more hours in the fields.

▼ **Clear information display.**
Comprehensive instrument panel, located in front of operator, with clear and easy-to-read central analog screen.



▼ Dry air filter ensures long service intervals while coping with difficult, dusty conditions.




▼ **Low effort.**
The dedicated left hand synchro shuttle lever allow quick and effortless direction changes.



▼ **Fast Raise/Lower Hitch with Preset Height Control.** Raise and lower the hitch to the exact height with just one push of a button for fast output.



▼ **Agricultural tyre options,** JX is available with many tyre options including narrow tyres for inter row cultivation tasks or wide tyres for reduced ground pressure.



▼ Rear Tow Hitch Options are available for different applications.



TRANSMISSION AND PTO

BIG HORSEPOWER BECOMES GREAT WORKING POWER.

THESE HIGH-PERFORMANCE, VERSATILE TRACTORS ARE BORN TO MEET YOUR PRECISE NEEDS. ALL JX STRADDLE ROBUST TRANSMISSIONS ARE ENGINEERED TO TAKE ON YOUR WORK EFFORTLESSLY. AN INDEPENDENT, DIRECT-DRIVEN PTO OPERATES ANY IMPLEMENT WITH EASE AND PRECISION.


High quality for maximum durability. JX Straddle transmission clutches are built with high quality Organic or Cerametallic components in order to ensure maximum durability for extended operating life and superior heat dissipation performance for the most arduous operating conditions.

Transmissions to suite a wide range of applications. JX Straddle tractors may be equipped with the proven 12x12, 30 kph Synchro Shuttle transmission. JX60, JX70, JX80 can be equipped with the 12x4, transmission option. All models can be optioned with the 20x12, 30 kph Synchro Shuttle transmission with Creeper, ideal for precision very low speed applications.


Above the standards. Easy to operate, 12x12 Synchro Shuttle transmission features three ergonomic control levers, synchronised speed gears (1- 4) and 3 non synchronised ranges. The dedicated left hand synchro shuttle lever maximises operator's control, allowing quick and effortless direction changes, ideal for loader operations.

Independent, direct driven PTO. An independent PTO driveline takes the drive directly from the engine, ensuring a steady and efficient transfer of power, for maximum efficiency and minimal power losses. JX Straddle PTO is able to operate a wide range of equipment efficiently and economically.

Choice of PTO speeds to suit any requirement. Standard PTO features 540 rpm +ground speed. Options include 540/540E +ground speed and 540/1000 + ground speed.



▲ **Mechanical reliability.** Sturdy and reliable, the mechanical PTO clutch is operated by a convenient lever, allowing simple and safe PTO drive engagement. With PTO speed selection lever it possible to choose engine driven speed or ground speed.



▼ **Mechanical draft control** MDC features Position, Draft and Mixed control.



◀ Mechanically actuated, wet disc brakes. Easy to use parking brake – acting on service brakes.



◀ **Mechanical 4WD engagement.**

AXLES AND HYDRAULICS

STRENGTH AND FAST RESPONSE TO GET ANY JOB DONE QUICKLY.

JX STRADDLE TRACTORS HAVE BEEN CONCEIVED WITH YOUR OPERATIONS IN MIND. WHETHER YOU HAVE TO LIFT HEAVY REAR IMPLEMENTS OR TO OPERATE COMPLEX, HIGH HYDRAULIC POWER REQUIRING TOOLS, JX STRADDLE IS ALWAYS READY TO DELIVER.

4WD Front Axle. Conceived for maximum strength and load carrying capacity, the single-piece 4WD front axle features a co-axial design for high ground clearance. Thanks to its sealed construction, the risk of water or dirt contamination is dramatically reduced, so you can work in to the most severe conditions with complete peace of mind.

Maximum traction and manoeuvrability. Besides always delivering the right amount of traction to cope with any terrain and condition, the JX Straddle 4WD front axle benefits from a fully independent and dedicated 26.5 l/min steering pump. In conjunction with a massive 50° turning angle and tight 4.2 m turning radius, that means top manoeuvrability at the end of the rows, in confined spaces and when working with a front loader.

High capacity hydraulics. The open-centre hydraulic system features two separate pumps. A dedicate 40 l/min high pressure pump for rear lift and remote valve circuits, with a high flow 52 l/min pump available as an option. The 26.5 l/min pump is totally devoted to operate the power steering, so the hydraulic performance of implements is never affected. The rear lift capacity is up to 3,565 kg.

Mechanical Draft Control (MDC). Featuring position, draft and mixed control, MDC enables accurate implement positioning and optimum control of soil engaging tools. MDC is operated by two levers on driver's right hand side, along with knob for Fast Raise/Lower Hitch, the system that allows to easily raise an implement and then lower it at same pre-set position.

► **Heavy-duty rear axle.** Thanks to its proven and durable design, the heavy-duty rear axle, transmits high power and torque, quietly, efficiently and with minimal power consumption. Its special architecture also allows a longer brake life for extended safe operations.



SPECIFICATIONS

MODELS	JX 60	JX 70	JX 80	JX 90	JX 95
ENGINE	8035.05D.939	8035.25C.939	8045.05R.939	8045.25.939	8045.25-L939
No. of cylinders / aspiration	3 / Natural	3 / TC	4 / Natural	4 / TC	4 / TC
Capacity / Bore x stroke(cm ³) / (mm)	2931 / 104 x 115	2931 / 104 x 115	3908 / 104 x 115	3908 / 104 x 115	3908 / 104 x 115
Engine maximum 2000/25 EC power @ 2500 rpm (kW/hp)	43.5/59	50.7/69	58.8/80	65.5/89	72/98
Maximum torque at 1500 rpm (Nm)	219	272	298	352	370
TRANSMISSION					
Standard	12 Fwd / 4 Rev		12 Fwd / 12 Rev with mechanical shuttle		
Optional	12 Fwd / 12 Rev with mechanical shuttle		-	-	-
Optional with creeper	20 Fwd / 12 Rev with mechanical shuttle				
HYDRAULICS					
Lower link draft sensing	●	●	●	●	●
Rear linkage category	I-II	I-II	I-II	I-II	I-II
Mechanical lift with Fast Raise-Lower	●	●	●	●	●
Position, draft, mixed and float controls	●	●	●	●	●
Main pump flow – standard (l/min)	41	41	41	41	41
Main pump flow – Optional (l/min)	51.7 ○	51.7 ○	51.7 ○	51.7 ○	51.7 ○
Steering pump flow (l/min)	26.5	26.5	26.5	26.5	26.5
Maximum number of remote valves	3	3	3	3	3
Maximum lift capacity at ball ends with arms horizontal (kg)	3000	3000	3565	3565	3565
Continuous lift capacity through the range (610 mm behind ball ends) (kg)	2260	2260	2700	2700	2700
PTO					
540 rpm with Ground Speed PTO	●	●	●	●	●
540/540E or 540/1000 rpm with Ground Speed PTO	○	○	○	○	○
Engine speed at: 540 rpm (rpm)	2200	2200	2200	2200	2200
540 economy rpm (rpm)	1715	1715	1715	1715	1715
1000 rpm (rpm)	2380	2380	2380	2380	2380
PTO engagement	Mechanical	Mechanical	Mechanical	Mechanical	Mechanical
DIMENSIONS					
Overall length 2WD / 4WD (mm)	3791-3735	3791-3735	3921-3865	3921-3865	4004-3948
Wheelbase 2WD / 4WD (mm)	2118-2062	2118-2062	2248-2192	2248-2192	2331-2275
Total height ROPS (mm)	2428	2453	2483	2508	2558
Front track width 2WD / 4WD (mm)	1410-1910 / 1445-1875	1410-1910 / 1445-1875	1405-1905 / 1560-2000	1405-1905 / 1560-2000	1405-1905 / 1560-2000
Rear track width (mm)	1425-1925	1425-1925	1400-2000	1400-2000	1400-2000
Ground clearance, front axle lowest point 2WD / 4WD (mm)	495-340	525-365	525-390	555-415	575-465
WEIGHTS					
Total weight 2WD / 4WD without ballast (kg)	2320 / 2560	2320 / 2560	2650 / 3080	2650 / 3080	2820 / 3250
Maximum permissible restricted weights (kg)	5400	5400	5800	5900	6000

● Standard ○ Optional - Not available

PARTS & SERVICE



Maintain the productivity of your investment. Case IH and its dedicated dealer network provide excellent support when you take delivery of your new machine and whilst it remains in your ownership. On the farm, you can rely on trained service professionals to maintain the productivity of your investment.

Protect the value of your investment. Behind every Case IH product stands an extensive parts logistics organisation, stocking parts for products both old and new. Choosing to fit genuine Case IH parts will maintain the safety, value and performance of your original investment.

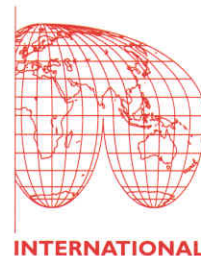


DEALER



Skilled business advisor at your dealership. Demand more from your case ih dealership. Purchasing a standalone piece of new equipment? Keeping a whole fleet up-to-date? Whatever your size of operation, contact your local Case IH dealership for professional advice on your business needs. Case IH knows your farming needs best.

DO NOT RISK YOUR MACHINE'S LIFE. BUY CNH ORIGINAL PARTS!



CASE IH: FOR THOSE WHO DEMAND MORE



INTERNATIONAL

⚠ SAFETY NEVER HURTS!TM Always read the Operator's Manual before operating any equipment. Inspect equipment before using it, and be sure it is operating properly. Follow the product safety signs, and use any safety features provided.

This literature has been published for worldwide circulation. The standard and optional equipment and the availability of individual models may vary from one country to the next. Case IH reserves the right to undertake modifications without prior notice to the design and technical equipment at all times without this resulting in any obligation whatsoever to make such modifications to units already sold. Whilst every effort is made to ensure that the specifications, descriptions and illustrations in this brochure are correct at the time of going to press, these are also subject to change without prior notice. Illustrations may show optional equipment or may not show all standard equipment.

Case IH recommends **AKCELA** lubricants

CNH International S.A. - Network Development & Advertising - Riva Paradiso, 14 - 6902 Paradiso-Lugano Switzerland - © 2010 CASE IH - Visit our website: www.caseih.com - Send us an e-mail: International@cnh.com - Published by CNH INTERNATIONAL SA. Communications & Advertising - Printed in Italy - 09/10 - Cod. N. IRO102C/1NB

